




ROCKY MOUNTAIN BICYCLES 1997



total commitment  
no compromise




# ROCKY MOUNTAIN

# 97

Dear fellow bikers,

Despite what most bike manufacturers will tell you, commitment to quality isn't something you build into a bike. It's something you build into your company. It's apparent not just in the final product, but in the entire process. At Rocky Mountain, it shines through from the moment you step onto our factory floor, in the faces of the craftspeople who hand-build Rocky Mountain frames. It's reflected in their pride at building the finest bikes in the world, and in their knowledge of the lifetime of enjoyment it will bring.

Our commitment to quality is reflected in the faces of the four full-time quality assurance managers who oversee each and every stage of the production process, in the faces of the craftspeople who track and align each Rocky Mountain frame, using 27 different measurements with rigorous tolerances of less than 0.5 mm, and in the sixty minutes that each Rocky



Mountain frame undergoes in quality assurance before it leaves our building.

That commitment is proven through our devotion to routine destructive testing and random sampling to guarantee precise tubing specs and flawless welds. Likewise in our commitment to hand - machining every bottom bracket, headtube, brake boss and seat-tube to ensure a meticulous fit.

That commitment to quality, which so many companies pay homage to merely in their advertising, is reflected in a production process requiring each bike to be carefully hand-assembled and tuned by a Rocky Mountain mechanic in our plant in Vancouver, Canada. It's apparent in our wheels, each one trued by hand and stress-relieved twice to ensure a longer and more durable life. It shines through in every detail, right down to our eye-pleasing and durable (and environmentally friendly) powder paint finish that resists chipping and cracking - allowing that Rocky Mountain quality to shine through for many years to come.

So we invite you to carefully look at our bikes. At our state-of-the-art tubesets, Tange Prestige steel or custom-drawn Easton Elite aluminum. To our ongoing commitment to the future of mountain biking, as evidenced by our expanded full-suspension line-up for this year. To the craftsmanship and excellence embodied in each and every bike we build, from our world-famous Blizzard and Vertex t.o. to our new and exciting Soul, Oxygen Race, Spice and Element t.o. And finally, we invite you to ride one of our bikes. To experience the product of our commitment, and to delight in the difference that quality makes.

God Bless,

Grayson Bain  
Founder.

**"NOBODY BUILDS A BICYCLE LIKE ROCKY MOUNTAIN... NOBODY"**

**QUALITY CONTROL**

- Two full-time quality control managers are employed to oversee quality procedures.
- Destructive testing is routinely utilized to confirm tubing specifications and integrity of the welds.
- A sample of all components used on our bikes are lab and field tested.

**FRAME INSPECTION**

- Each frame is inspected twice, raw and painted, for any flaws and imperfections.
- Every frame is tracked and aligned, taking twenty-seven different measurements, to ensure precise handling.
- The bottom bracket, headset, brake bosses and seat tube are machined by hand to ensure a precise fit.

**FRAME PAINTING**

- All frames are painted with a durable powder paint that resists chipping and cracking.
- Powder paint is environmentally friendly, as excess is minimized and recycled.

**ASSEMBLY AND TUNING**

- Each bicycle is hand assembled and tuned by a single certified RMB mechanic at our plant in Vancouver, B.C. Canada.
- Waterproof lithium grease is used on all component installation surfaces to provide longer wear.

**STRESSING AND TRUING OF WHEELS**

- Threadlock compound is applied to each component loosening.
- Each wheel is hand trued and stress relieved twice to ensure that our wheels last longer.

**FINAL ASSEMBLY**

- Each bicycle is finally assembled by a well trained bike shop mechanic who sets up the brakes and gears and attaches the pedals, seatpost, handlebar, stem, grips and front wheel.
- All brakes, gears, wheels, shifters, nuts and bolts are adjusted to provide a safe, fine tuned ride.

**The signatures on this hang-tag are the people who actually built this bicycle. Their reputations, and names, rest on the quality of the product they produced.**

**SERIAL**

**Team Only**  
SERIES



• vertex t.o.

• altitude t.o.

• element t.o.



# vertex t.o.



Frames	<ul style="list-style-type: none"> <li>• Vertex t.o.: Easton Custom Elite "H.B.O." taperwall aluminum with custom triple taper stays and A.C.S.D. 1.5 kg / 3.3 lbs (18.5")</li> <li>• Altitude t.o.: Tange Prestige Superlight Cro-moly, custom drawn for Rocky Mountain. Tig welded main triangle with nickle alloy fillet brazed rear triangle. 1.75 kg / 3.8 lbs (18.5")</li> </ul>		
Fork	• Rock Shox Judy SL		
Wheels	<ul style="list-style-type: none"> <li>• Handbuilt by Wheeltech</li> <li>• Brubz II hubs made by Sunn, France</li> <li>• WTB 44/50 front and rear tires with 120 TPI casing and Kevlar bead</li> <li>• Sun XC rims with 0 degree braking surface and eyelets</li> <li>• DT Competition 1.8/1.6 double-buttet stainless spokes</li> </ul>		
Drivetrain	<ul style="list-style-type: none"> <li>• Grip Shift ESP 900 shifters</li> <li>• Shimano XTR front derailleur and ESP 9.0 rear derailleur</li> <li>• Race Face LP compact cranks with Race Face rings 22-32-44</li> </ul>		
Other Components	<ul style="list-style-type: none"> <li>• Shimano XTR V-Brakes</li> <li>• Shimano XTR V-Brake levers</li> <li>• Ritchey WCS Ti clipless pedals</li> </ul>	<ul style="list-style-type: none"> <li>• Syncros Cattlehead stem</li> <li>• Race Face Air Alloy bar</li> <li>• Syncros Pro Ti seatpost</li> </ul>	<ul style="list-style-type: none"> <li>• WTB SST Ti saddle</li> </ul>
Colour	• (Vertex t.o. and Altitude t.o.) Roost Red/Yo Yellow Canadian Custom		
Size / Weight	<ul style="list-style-type: none"> <li>• Vertex t.o.: 16.0", 17.5", 18.5", 19.5", 21.0"</li> <li>• Vertex t.o.: 10.6 kg / 23.4 lbs (18.5")</li> <li>• Altitude t.o.: 17.5", 18.5", 19.5", 21.0"</li> <li>• Altitude t.o.: 10.8 kg / 23.9 lbs (18.5")</li> </ul>		

"t.o." stands for "Team Only", which translates into the finest ride that money can buy. Rocky Mountain t.o.s have full-blown **race geometry** and are **hand-built in Canada**. The Vertex t.o. (shown) begins with an **Easton Custom Elite H.B.O.** frame, a "Hand-Built Only" tube-set available to premier manufacturers who meet Easton's rigorous standards. Rocky's exclusive **custom-curved chain-stays** and seat-stays translate into added crank clearance, increased shock absorption and superior braking. No detail has been overlooked - right down to the **anti-chain suck device** and **replaceable dropout**. The frame of the Altitude t.o. delivers a supple liveliness that only the combination of the finest **Tange Custom Prestige** tubing and craftsmanship can produce. To steel lovers at Rocky Mountain, this liveliness means a bike that anticipates the next move, the next rocky section, or a wicked fast descent with '**on the edge**' control. Add dream components spec'ed to complete these bikes and you have true Canadian classics.


An unstoppable **dual-suspension racing machine**, the Element t.o. is poised for World Cup glory. Conceived around a brilliant **low-pivot design** that virtually eliminates pedal feedback, it features a unique **3D link-plate pivot** which integrates the front and rear triangles via an **Alps 5R Air Shock** tuned specifically for this frame. In concert with the **Judy SL's extremely long travel** 3.1 inches (80 mm), the result is a fully active suspension with a plush ride, firm control and optimal power transmission whether you're in the saddle or out. The full suspension Element t.o. is the ultimate in **ultralight weight and strength**, whether you're a local XC rider or racing on the pro circuit.



Frame	<ul style="list-style-type: none"> <li>• Easton 7005 RMB custom designed taperwall aluminum with Alps 5R Air Shock and advanced 3D linkage system.</li> <li>• 2.2 kg / 4.8 lbs (18.0" including shock)</li> </ul>		
Fork	<ul style="list-style-type: none"> <li>• Rock Shox Judy SL long travel</li> </ul>		
Wheels	<ul style="list-style-type: none"> <li>• Handbuilt by Wheeltech</li> <li>• Brubz II hubs made by Sunn, France</li> <li>• WTB 44/50 front and rear tires with 120 TPI casing and Kevlar bead</li> <li>• Sun XC rims with 0 degree braking surface and eyelets</li> <li>• DT Competition 1.8/1.6 double-buttet stainless spokes</li> </ul>		
Drivetrain	<ul style="list-style-type: none"> <li>• Grip Shift ESP 900 shifters</li> <li>• Shimano XTR front derailleur and ESP 9.0 rear derailleur</li> <li>• Race Face LP compact cranks with Race Face rings 22-32-44</li> </ul>		
Other Components	<ul style="list-style-type: none"> <li>• Shimano XTR V-Brakes</li> <li>• Shimano XTR V-Brake levers</li> <li>• Ritchey WCS Ti clipless pedals</li> <li>• Syncros Cattlehead stem</li> <li>• Race Face Air Alloy bar</li> <li>• Syncros Pro Ti seatpost</li> <li>• WTB SST Ti saddle</li> </ul>		
Colour	<ul style="list-style-type: none"> <li>• Roost Red/Yo Yellow Canadian Custom</li> </ul>		
Size / Weight	<ul style="list-style-type: none"> <li>• 16.5", 18.0", 19.0", 20.5"</li> <li>• 11.3 kg / 24.9 lbs (18.0")</li> </ul>		



lement t.o.



## The Virtues Of Full Suspension

Ultimately, the goal of a full suspension bike is to provide faster uphill climbing, and extra stability and speed in the rockiest of descents. Quite a challenge. Here's how both our URT (Unified Rear Triangle) and Linkage Systems meet that challenge.

Conceived around a Unified Rear Triangle, the URT system delivers 100% fully active suspension without loss of power to the pedals. The result is a smooth, cushioned ride combined with maximum torque to the drive-train. In other words, a plush ride with speed to burn. The secret is an ingenious Sweet Spot pivot design that's low on the frame to maximize lateral rigidity and eliminate suspension bob. Meanwhile, a four-to-one ratio means that four times the force is required to trigger the suspension when you're on your feet compared to when you're sitting down. That translates into a fully adaptive 5" of plush suspension travel that gives you the control and power transfer of the finest hard-tail design. Precisely why you'll find the URT on this year's Speed.

The greatest virtue of our Linkage System suspension is its simplicity, thanks to a link arm that isolates shock forces while allowing for a 2.6:1 leverage ratio. This translates into extraordinary lightness, strength and control while eliminating pedal feedback. And for '97, the bottom-bracket pivot location has been dialed to further reduce suspension activation under hard pedaling while allowing for an impressive 3.6 inches of rear-wheel travel. The reward is the race-proven performance that propels our Spice, Element Race and Element t.o..



3D Linkage System



• speed

• blizzard

• thin air

• turbo



<b>Frame</b>	<ul style="list-style-type: none"> <li>• Integrated rear triangle utilizing Sweet Spot patented technology with Fox Vanilla R coil-over-oil shock.</li> <li>• Easton RMB designed taperwall tubeset.</li> <li>• 2.9 kg/6.4 lbs (18.0" including shock)</li> </ul>		
<b>Fork</b>	<ul style="list-style-type: none"> <li>• Rock Shox Judy XC long travel</li> </ul>		
<b>Wheels</b>	<ul style="list-style-type: none"> <li>• Hand-built by Wheeltech</li> <li>• XT suspension front and rear hubs</li> <li>• WTB Kevlar 44/50 front and rear tires</li> <li>• Sun CR17A rims with eyelets</li> <li>• DT Swiss Champion spokes</li> </ul>		
<b>Drivetrain</b>	<ul style="list-style-type: none"> <li>• Shimano XT shifters</li> <li>• Shimano XT front and rear derailleurs</li> <li>• Race Face compact cranks and rings 22-32-44</li> </ul>		
<b>Other Components</b>	<ul style="list-style-type: none"> <li>• Avid 1D 30 brakes</li> <li>• Avid SD3 brake levers</li> <li>• Syncros Cattlehead stem</li> </ul>	<ul style="list-style-type: none"> <li>• Race Face Air Alloy bar</li> <li>• Syncros Hardcore seatpost</li> <li>• Selle Italia Race saddle with manganese rails</li> </ul>	<ul style="list-style-type: none"> <li>• Ritchey Logic clipless pedals</li> </ul>
<b>Colour</b>	<ul style="list-style-type: none"> <li>• Tangerine / Midnight Black</li> </ul>		
<b>Size / Weight</b>	<ul style="list-style-type: none"> <li>• 16.5", 18.0", 19.0", 20.5"</li> <li>• 11.7 kg/25.8 lbs (18.0)</li> </ul>		

Armed with a fully **active rear-wheel suspension** featuring 140 mm (that's 5.5 inches) of travel, balanced with **Rock Shox Judy XC's extra-long travel** up front (80mm / 3.1 inches), you'll be skimming the earth's surface at the speed of sound. Our **URT Sweet Spot** design will keep you glued to the dirt during those grueling climbs, thanks to our pivot technology that eliminates suspension bob, allowing you to transfer all your pedaling power to the rear wheel. Each frame is produced in **limited numbers** and **signed by the builder**. Complete the package with aggressive - **full-suspension racing geometry**, super light custom drawn Easton 7005 tubing, Shimano XT shifters and drivetrain, Race Face performance components and bombproof Syncros seatpost and you'll be blistering through those single-tracks as you leave your hard-tail days back in the dust.

The Blizzard. The **ultra-responsive racing machine** with the **radical sloping top tube** that put Rocky Mountain Bicycles on the mountain biking map back in 1984. For 1997, the Blizzard is fiercer, faster and more agile than ever, with lighter and stiffer **Tange Custom Prestige triple-buttet tubing** and shortened, **race-sized chainstays**. The result is incredible lightness and heightened **responsiveness** through the sharpest corners and the harshest single-tracks. Exquisitely **hand-crafted in Canada** in **limited numbers** and signed by the builder. The Blizzard is spec'd to perfection with **Race Face's** finest forgings, **Rock Shox's premiere Judy XC fork**, blast-proof **Syncros Hardcore seatpost** and all-out **Shimano XT drivetrain**. The '97 Blizzard is history in the making.



Frame	<ul style="list-style-type: none"> <li>• Tange blend of RMB custom seat tube and Prestige down and top tubes with double tapered stays</li> <li>• 1.99 kg / 4.4 lbs (18.5")</li> </ul>		
Fork	<ul style="list-style-type: none"> <li>• Rock Shox Judy XC</li> </ul>		
Wheels	<ul style="list-style-type: none"> <li>• Handbuilt by Wheeltech</li> <li>• WTB 44/50 Kevlar front and rear tires</li> <li>• Shimano XT suspension front and rear hubs</li> <li>• SUN CR17A rims with eyelets</li> <li>• DT Swiss Champion spokes</li> </ul>		
Drivetrain	<ul style="list-style-type: none"> <li>• Shimano XT shifters</li> <li>• Shimano XT front and rear derailleurs</li> <li>• Race Face compact cranks and rings 22-32-44</li> </ul>		
Other Components	<ul style="list-style-type: none"> <li>• Avid 1D 30 brakes</li> <li>• Avid SD 3 brake levers</li> <li>• Ritchey Logic clipless pedals</li> <li>• Syncros Cattlehead stem</li> <li>• Race Face Air Alloy bar</li> <li>• Selle Italia Race saddle with manganese rails</li> <li>• Syncros Hardcore seatpost</li> </ul>		
Colour	<ul style="list-style-type: none"> <li>• Canadian Red / Harley Cream</li> </ul>		
Size / Weight	<ul style="list-style-type: none"> <li>• 16.0", 17.5", 18.5", 19.5", 21.0"</li> <li>• 11.4 kg / 25.1 lbs (18.5")</li> </ul>		

blizzard

Signature  
SERIES





# Thin Air

Signature  
SERIES



Frame	<ul style="list-style-type: none"><li>• Easton Custom Elite "H.B.O." taperwall aluminum with Easton aluminum stays and A.C.S.D.</li><li>• 1.3 kg / 2.8 lbs (18.5")</li></ul>		
Fork	<ul style="list-style-type: none"><li>• Rock Shox Judy XC</li></ul>		
Wheels	<ul style="list-style-type: none"><li>• Handbuilt by Wheeltech</li><li>• WTB 44/50 Kevlar front and rear tires</li><li>• Shimano XT suspension front and rear hubs</li><li>• Sun CR17A rims with eyelets</li><li>• DT Swiss Champion spokes</li></ul>		
Drivetrain	<ul style="list-style-type: none"><li>• Shimano XT shifters</li><li>• Shimano XT front and rear derailleurs</li><li>• Race Face compact cranks and rings 22-32-44</li></ul>		
Other Components	<ul style="list-style-type: none"><li>• Avid 1D 30 brakes</li><li>• Avid SD 3 brake levers</li><li>• Ritchey Logic clipless pedals</li><li>• Syncros Cattlehead stem</li><li>• Race Face Air Alloy bar</li><li>• Selle Italia Race saddle with manganese rails</li><li>• Syncros Hardcore seatpost</li></ul>		
Colour	<ul style="list-style-type: none"><li>• Cobalt Blue / Harley Cream</li></ul>		
Size / Weight	<ul style="list-style-type: none"><li>• 16.0", 17.5", 18.5", 19.5", 21.0"</li><li>• 11.0 kg / 24.2 lbs (18.5")</li></ul>		


True to its name, it is **lighter than air**, the frame weighing in at 1.3 kgs (2.8 pounds). The Thin Air features a world-class **Easton Custom Elite H.B.O. frame**, meticulously handcrafted from Easton's **Hand Build Only** (H.B.O.) tubeset. H.B.O. is the cutting-edge in modern metallurgy, and is available only to **premier welders** approved by Easton. The Thin Air is so exclusive that it is only available in **limited numbers** and each bike is **signed by the builder**. Its **internally tapered stays** saves crucial weight, as does the **Judy XC fork**, delivering a plush 2.5 inches (63mm) of travel at under 3 pounds (1.4 kg), thanks to internally tapered upper tubes and a one-piece magnesium lower-tube assembly. The result is a bike designed for the most grueling and technical cross-countries and single-tracks. Finished off with world-class **Race Face components**, **Shimano XT shifters** and drivetrain and **Syncros Hardcore seatpost**, it's the culmination of a decade spent mastering the world of aluminum bikes.

The wait is over. Back in 1982, Rocky Mountain Bicycles was founded as a road bike company and with the introduction of the 1997 Turbo road frame we have returned to our roots. The Turbo's smoking **light weight** and sizzling hot performance are born from a remarkable **Easton Elite aluminum frame** that yields the ultimate balance of strength to weight. Meanwhile, the shortened **Elan 3 chainstays** bring the wheel beneath the rider, delivering an optimal level of torque to the pedals for when you need to pull away from the pack. The Turbo's long top tube and familiar geometry lets you feel right at home on the asphalt. **Hand-built in Canada** to the highest tolerances in the world, the Turbo is the embodiment of a true **road-racing machine**, right down to the prestigious **Campy head tube ream**. The accompanying **Kestrel fork** is lightweight and shock absorbing, allowing you to dictate your position and your line. Each frame is built in **limited numbers** and **signed by the builder**. The Turbo is one frame that was definitely worth the wait.



Frame	<ul style="list-style-type: none"><li>• Easton Elite road set</li><li>• 1.1 kg / 2.4 lbs (56 cm)</li></ul>
Fork	<ul style="list-style-type: none"><li>• Kestrel Carbon Fibre; aluminum steerer tube</li></ul>
Colour	<ul style="list-style-type: none"><li>• Lollypop red / White</li></ul>
Size / Weight	<ul style="list-style-type: none"><li>• 53cm / 525 mm top tube, 56 cm / 545mm, 59 cm / 565mm, 62cm / 595mm</li><li>• 1.65 kg / 3.6 lbs (56 cm)</li></ul>

turbo





## Racing - The Soul Of Rocky Mountain

The Pro Team racing program. It's where the envelope is forever expanding. Where the boundaries are constantly being redefined. Which is why we're so excited by the success of Pro Mountain Bike racers such as Andreas Hestler, 1996 Canadian Olympic Team member, and Chrissy Redden, 1996 Canadian Olympic Team alternate.

One of only two Canadian men and four North Americans selected for the Olympic Games, Andreas is among a truly elite group of professional riders. And his Vertex t.o. was there the entire way, propelling him to an impressive early pro season, including a victory at the renowned Cactus Cup in Scottsdale, Arizona, as he drew closer to his goal of competing in the 1996 Olympic Games.

We're proud of Andreas and the other members of our Pro Team. We're also very proud of all the weekend warriors that compete in local, regional and national races in countries across our globe. We feel privileged that riders choose our bikes for their conquests. We applaud their victories, their defeats, and their sweat.



North American Factory Pro Team



Rocky Mountain Team Germany



**race**  
S E R I E S

• element race

• oxygen race

• hammer race



# element race



Frame	<ul style="list-style-type: none"><li>• Easton RMB designed taperwall aluminum with Fox Custom Vanilla coil-over-oil shock and new advanced linkage system.</li><li>• 2.5 kg / 5.5 lbs (18.0" including shock)</li></ul>		
Fork	<ul style="list-style-type: none"><li>• Rock Shox Indy XC long travel</li></ul>		
Wheels	<ul style="list-style-type: none"><li>• Handbuilt by Wheeltech</li><li>• Shimano LX front and rear hubs</li><li>• WTB Velociraptor front and rear tires</li><li>• Sun 6000 double wall rims</li><li>• DT Swiss Champion 1.8 spokes</li></ul>		
Drivetrain	<ul style="list-style-type: none"><li>• Grip Shift SRT 800 XRAY shifters</li><li>• Shimano LX front and XT rear derailleurs</li><li>• Sugino Impel 350 cranks with alloy outer ring 22-32-44</li></ul>		
Other Components	<ul style="list-style-type: none"><li>• Avid 1D 20 brakes</li><li>• Avid V-style brake levers</li><li>• Ritchey Logic clipless pedals</li><li>• RMB custom 6061 ahead stem</li><li>• RMB 6061 double-buttressed bar</li><li>• Selle Italia saddle with Carb Tek cover</li><li>• RMB alloy seatpost</li></ul>		
Colour	<ul style="list-style-type: none"><li>• Midnight Black / Competition Yellow</li></ul>		
Size / Weight	<ul style="list-style-type: none"><li>• 16.5", 18.0", 19.0", 20.5"</li><li>• 11.9 kg / 26.2 lbs (18.0")</li></ul>		

It's where the race against the elements begins and ends. The Element Race is a true cross-country machine, with **XC race geometry** and Easton's premier **7005 Custom Drawn Full Suspension tubeset**.

The reward is **extraordinary lightness, strength and control** for serious racers and weekend warriors, thanks to our **link-plate design** and **swingarm pivot location** that eliminates pedal feedback and virtually eliminates suspension bob. The result is 3.6 inches (91mm) of plush travel. Travel that leaves you in control and allows you to optimize your power transfer to your drivetrain, whether you're in the saddle or out. The rear shock is the **Fox Vanilla coil-over-oil**. The Element Race also features a new pivot design with a one-piece, top-hat style bushing system that virtually eliminates maintenance. Teamed with the **Rock Shox Indy XC fork** and the **Shimano LX / XT drivetrain** and you've got a dialed and durable **race-ready machine** poised to conquer the competition.

New for '97 and as **light as air**, but far more explosive, the Oxygen Race will take your competition's breath away.


Masterfully **hand-welded** by our elite aluminum craftsmen, the **custom Easton 7005 tubing** delivers a stiff yet comfortable ride. No detail has been overlooked as the frame features an **anti-chain suck device** and **Easton replaceable derailleur hanger**. The geometry is pure speed while the paint, red and yellow, are the Rocky Mountain team colours. The bike features **WTB Velociraptor tires**, a **Selle Italia saddle with Carb Tek cover**, **super-hot LX front / XT rear derailleurs** and a **Rock Shox Indy XC fork**. Let the racing begin.



Frame	<ul style="list-style-type: none"> <li>• Custom Easton Elite 7005 tubing with Easton replaceable hanger and A.C.S.D.</li> <li>• 1.65 kg / 3.6 lbs (18.5")</li> </ul>		
Fork	<ul style="list-style-type: none"> <li>• Rock Shox Indy XC</li> </ul>		
Wheels	<ul style="list-style-type: none"> <li>• Handbuilt by Wheeltech</li> <li>• Shimano LX front and rear hubs</li> <li>• WTB VelociRaptor front and rear tires</li> <li>• Sun 6000 double wall rims</li> <li>• DT Swiss Champion 1.8 spokes</li> </ul>		
Drivetrain	<ul style="list-style-type: none"> <li>• Grip Shift SRT 800 XRAY shifters</li> <li>• Shimano LX front and XT rear derailleurs</li> <li>• Sugino Impel 350 cranks with alloy outer ring 22-32-44</li> </ul>		
Other Components	<ul style="list-style-type: none"> <li>• Avid 1D 20 brakes</li> <li>• Avid V-style brake levers</li> <li>• Ritchey Logic clipless pedals</li> </ul>	<ul style="list-style-type: none"> <li>• RMB custom 6061 ahead stem</li> <li>• RMB 6061 double-butt bar</li> <li>• Selle Italia saddle with Carb Tek cover</li> </ul>	<ul style="list-style-type: none"> <li>• RMB alloy seatpost</li> </ul>
Colour	<ul style="list-style-type: none"> <li>• Race Red</li> </ul>		
Size / Weight	<ul style="list-style-type: none"> <li>• 16.0", 17.5", 18.5", 19.5", 21.0"</li> <li>• 11.4 kg / 25.1 lbs (18.5")</li> </ul>		



oxygen race





Frame	<ul style="list-style-type: none"> <li>• Tange triple-buttet cro-moly main triangle with double tapered cro-moly stays and Ritchey drop-outs</li> <li>• 2.15 kg / 4.6 lbs (18.5")</li> </ul>		
Fork	<ul style="list-style-type: none"> <li>• Rock Shox Indy XC or Tange Cro-moly</li> </ul>		
Wheels	<ul style="list-style-type: none"> <li>• Handbuilt by Wheeltech</li> <li>• Shimano LX front and rear hubs</li> <li>• WTB VelociRaptor front and rear tires</li> <li>• Sun 6000 double wall rims</li> <li>• DT Swiss Champion 1.8 spokes</li> </ul>		
Drivetrain	<ul style="list-style-type: none"> <li>• Grip Shift SRT 800 XRAY shifters</li> <li>• Shimano LX front and XT rear derailleurs</li> <li>• Sugino Impel 350 cranks with alloy outer ring 22-32-44</li> </ul>		
Other Components	<ul style="list-style-type: none"> <li>• Avid 1D 20 brakes</li> <li>• Avid V-style brake levers</li> <li>• Ritchey Logic clipless pedals</li> <li>• RMB custom 6061 ahead stem</li> <li>• RMB 6061 double-buttet bar</li> <li>• Selle Italia saddle with Carb Tek cover</li> <li>• RMB alloy seatpost</li> </ul>		
Colour	<ul style="list-style-type: none"> <li>• Midnight Black</li> </ul>		
Size / Weight	<ul style="list-style-type: none"> <li>• 16.0", 17.5", 18.5", 19.5", 21.0"</li> <li>• 11.9 kg / 26.2 lbs (18.5")</li> </ul>		

Voted the **1996 Bike of the Year** by *Mountain Biking Magazine*, the Hammer race is one sweet machine. For '97, we've made it even tastier. Meticulously crafted from **Tange Prestige triple-buttet cro-moly** tubing for optimal strength-to-weight ratio, the Hammer delivers incredible responsiveness on even the most fearsome single-track. Combined with a **Rock Shox Indy XC fork** featuring a one-piece magnesium lower tube assembly for lighter weight and increased **strength and rigidity**, this impressive machine delivers an unbeatable union between man and machine. Complete the spec with an **LX front / XT rear derailleur** drivetrain, **X-Ray SRT 800 shifters** and **Avid V-style Brakes**. The Hammer, a true racing machine.



• spice

• équipe

• soul

• cardiac

The logo for the Core Series, featuring the word "Core" in a stylized, red, cursive font with a black outline, and the word "SERIES" in a smaller, black, sans-serif font below it, all enclosed within a black oval border.

If you're in search of serious heat, this **new entry for '97** will burn up any cross-country trail. Boasting a **high-performance XC geometry**, this innovative Easton custom 7005 aluminum frame integrates a 6061 rear triangle for maximum lateral **rigidity** and unwavering **control**. The Spice also incorporates the same **link-plate rear-suspension** found on the world-cup caliber Element t.o., delivering 3.6 inches (91mm) of comfortable rear travel while eliminating pedal feedback. This translates into optimal power transmission to the drivetrain, and the **hard-tail stiffness** you need to really cook. Balanced with the plush travel of the **Rock Shox Indy C fork**, quick-stopping **Shimano V-Brakes**, and **8-speed drivetrain**, the Spice delivers an impressive full-suspension experience for the most demanding cross-country trails.

Conceived around a masterfully crafted **Tange Prestige custom frame** and **radical sloping top tube** design, the '97 Équipe is the optimal blend of lightness and strength, delivering a highly **responsive ride** in the nastiest of single-track terrain. Our commitment to excellence in the dirt shines through in every detail, from the premium **Judy C fork** to the lightning-quick **Avid V-style brakes and levers**. From Grip Shift's super-precise **ESP 7.0 rear derailleur** with 1:1 actuation to the elegant and efficient **Race Face crank**. When you're pushing the boundaries, there's no room for error. Ride an Équipe.



équipe

Frame	<ul style="list-style-type: none"> <li>• Tange custom blend with Prestige down tube and double tapered stays</li> <li>• 1.99 kg / 4.4 lbs (18.5")</li> </ul>	
Fork	<ul style="list-style-type: none"> <li>• Rock Shox Judy C</li> </ul>	
Wheels	<ul style="list-style-type: none"> <li>• Handbuilt by Wheeltech</li> <li>• Shimano LX suspension front and rear hubs</li> <li>• WTB Kevlar VelociRaptor front and rear tires</li> <li>• Sun silver CR18 rims</li> <li>• DT Swiss Champion spokes</li> </ul>	
Drivetrain	<ul style="list-style-type: none"> <li>• Grip Shift ESP 700 shifters</li> <li>• Shimano XT front derailleur, ESP 7.0 rear derailleur</li> <li>• Race Face compact cranks and rings 22-32-44</li> </ul>	
Other Components	<ul style="list-style-type: none"> <li>• Avid 1D 20 brakes</li> <li>• Avid 2.0L V-style brake levers</li> <li>• Ritchey Logic clipless pedals</li> <li>• Selle Italia Future Race saddle with manganese rails</li> </ul>	<ul style="list-style-type: none"> <li>• RMB 6061 double-buttressed bar</li> <li>• RMB alloy micro-adjustable seatpost</li> <li>• RMB custom forged alloy stem, 6 degree rise</li> </ul>
Colour	<ul style="list-style-type: none"> <li>• Steel Blue</li> </ul>	
Size / Weight	<ul style="list-style-type: none"> <li>• 16.0", 17.5", 18.5", 19.5", 21.0"</li> <li>• 11.2 kg / 24.7 lbs (18.5")</li> </ul>	



# soul



Frame	<ul style="list-style-type: none"> <li>• Tange double-butted cro-moly throughout with radically sloping top tube</li> <li>• 2.1 kg / 4.6 lbs (18.5")</li> </ul>		
Fork	<ul style="list-style-type: none"> <li>• Rock Shox Indy C</li> </ul>		
Wheels	<ul style="list-style-type: none"> <li>• Handbuilt by Wheeltech</li> <li>• Shimano STX front and rear hubs</li> <li>• Ritchey Z-MAX SC front and rear tires</li> <li>• Sun 6000 double wall rims</li> <li>• DT Swiss 1.8 stainless spokes</li> </ul>		
Drivetrain	<ul style="list-style-type: none"> <li>• Grip Shift SRT 400 shifters, indexed front</li> <li>• Shimano STX front and LX rear derailleurs</li> <li>• Compact drive cranks with alloy outer ring 22-32-42</li> </ul>		
Other Components	<ul style="list-style-type: none"> <li>• Shimano LX V-Brakes</li> <li>• Avid 1.9L V-style brake levers</li> <li>• RMB 6061 bar</li> </ul>	<ul style="list-style-type: none"> <li>• RMB alloy post</li> <li>• Fasten Sport Alloy pedals with clips and straps</li> <li>• RMB custom cast alloy stem, 10 degree rise</li> </ul>	<ul style="list-style-type: none"> <li>• Selle Italia Tieffe saddle</li> </ul>
Colour	<ul style="list-style-type: none"> <li>• Harley Cream</li> </ul>		
Size / Weight	<ul style="list-style-type: none"> <li>• 14.5", 16.0", 17.5", 18.5", 19.5", 21.0"</li> <li>• 12.0 kg / 26.5 lbs (18.5")</li> </ul>		

Searching for a divine experience? Discover our Soul. New for '97, this

aggressive machine features a **double-butted cro-moly frame**

with a **radically sloping top tube**, making the bike

**responsive** to body english in those nasty and tech-

nically unforgiving trails. The drivetrain is a

proven **Shimano LX / STX** combination, while

the new **LX V-Brake** provides the cutting

edge in braking technology. The **Rock Shox**

**Indy C**, from the planet's premier fork man-

ufacturer, features 2.5 inches (63mm) of

plush travel. Finish your experience with a

**Harley Gas Tank cream powder paint** and

you have a truly heavenly bike.

SEPTEMBER


m t w t f s s m t w t f s s m t w t f s s m t w t f s s m t  
1 2 3 4 5 6 7 8 9 10 11 12 13 14 15 16 17 18 19 20 21 22 23 24 25 26 27 28 29 30

Surfed "Granny's". Thrashed "7th Heaven". You've cleaned all the nasty boy trails and your Cardiac is still begging for more. The **double-buttressed cro-moly frame** with a **radical sloping top tube** makes your bike quick and responsive to ride. Combine this performance frame with a durable **powder coat matte finish** and full-on aggressive, brand-name components including **Ritchey, Grip Shift, Shimano** and **Sun**, and you've got one wicked machine. For those hard-core trail hounds, the Cardiac comes with a **Rock Shox Q5 suspension fork** with 48 mm (2 inches) of travel as an option.



Frame	<ul style="list-style-type: none"><li>• Tange double-buttressed cro-moly throughout with radically sloping top tube</li><li>• 2.1 kg / 4.6 lbs (18.5")</li></ul>		
Fork	<ul style="list-style-type: none"><li>• Rock Shox Quadra 5 with external adjustment or Tange cro-moly steerer</li></ul>		
Wheels	<ul style="list-style-type: none"><li>• Handbuilt by Wheeltech</li><li>• Shimano Acera-X front and rear hubs</li><li>• Ritchey Z-MAX SC front and rear tires</li><li>• Sun SW 6000 rims</li><li>• DT Swiss 2.0 stainless spokes</li></ul>		
Drivetrain	<ul style="list-style-type: none"><li>• Grip Shift SRT 400 shifters, indexed front</li><li>• Shimano Alivio front and STX rear derailleurs</li><li>• Compact drive cranks with alloy outer ring 22-32-42</li></ul>		
Other Components	<ul style="list-style-type: none"><li>• Shimano Alivio brakes</li><li>• Shimano Alivio brake levers</li><li>• Selle Italia Sierra Echo saddle</li></ul>	<ul style="list-style-type: none"><li>• RMB 6061 bar</li><li>• Fasten Sport pedals with clips and straps</li><li>• RMB custom cast alloy stem, 10 degree rise</li></ul>	<ul style="list-style-type: none"><li>• RMB alloy post</li></ul>
Colour	<ul style="list-style-type: none"><li>• Bitter Grape</li></ul>		
Size / Weight	<ul style="list-style-type: none"><li>• 14.5", 16.0", 17.5", 18.5", 19.5", 21.0"</li><li>• 12.0 kg / 26.5 lbs (18.5")</li></ul>		

cardiac




## The Invisible Benefits Of A Rocky Mountain

Behind the Rocky Mountain name is the unerring attention to detail that elevates our bikes above the rest. Invisible to the untrained eye, they are the emblems of our commitment to quality.

It begins with our powder painting process. Far more time-consuming and environmentally friendly than wet painting, the fine powder paint is electrostatically charged to make it cling to the metal, allowing the pigment to get baked into the frame. The reward is a more lustrous, lasting and chip-resistant finish that will be with you long after you walk out of the store.

You'll discover that same quality in our hand-built Wheeltech wheels. Assembled, stressed and trued by hand, each wheel then sits for 24 hours before being trued a second time. It's the only way to guarantee a distortion-free wheel once the pressure is really on.

**These are just two signs of the craftsmanship and quality that lies beneath the Rocky Mountain name.**





• fusion

• whistler

# fusion



Frame	<ul style="list-style-type: none"> <li>• Tange double-butted cro-moly throughout</li> <li>• 2.1 kg / 4.6 lbs (18.5")</li> </ul>		
Fork	<ul style="list-style-type: none"> <li>• Tange cro-moly, threadless steerer</li> </ul>		
Wheels	<ul style="list-style-type: none"> <li>• Handbuilt by Wheeltech</li> <li>• Shimano STX front and rear hubs</li> <li>• Ritchey Alpha Bite tires</li> <li>• Sun 6000 double wall rims</li> <li>• DT Swiss 1.8 stainless spokes</li> </ul>		
Drivetrain	<ul style="list-style-type: none"> <li>• Grip Shift SRT 400 shifters, indexed front</li> <li>• Shimano STX front, LX rear derailleurs</li> <li>• Compact drive cranks with outer alloy ring 22-32-42</li> </ul>		
Other Components	<ul style="list-style-type: none"> <li>• Shimano LX V-Brakes</li> <li>• Avid 1.9L V-style brake levers</li> <li>• Selle Italia Avantgarde saddle</li> </ul>	<ul style="list-style-type: none"> <li>• RMB 6061 bar</li> <li>• Fasten Sport Alloy pedals with clips and straps</li> <li>• RMB custom 6061 ahead stem, 24 degree rise</li> </ul>	<ul style="list-style-type: none"> <li>• RMB alloy post</li> </ul>
Colour	<ul style="list-style-type: none"> <li>• Platinum</li> </ul>		
Size / Weight	<ul style="list-style-type: none"> <li>• 14.5", 16.0", 17.5", 18.5", 19.5", 21.0"</li> <li>• 12.2 kg / 26.8 lbs (18.5")</li> </ul>		

For those in search of **quality**, the '97 Fusion is perhaps the finest mountain **bike value** in the world. The frame is carefully crafted from **Tange double-butted cro-moly tubing**, and finished in a lustrous and **chip-resistant powder-coated paint**.

Designed with a shorter, upright front triangle and longer wheel base, it delivers a **comfortable and stable ride**, while the new Shimano LX V-Brakes represent the latest in braking technology. Complete with its hand-built wheels with Sun double-wall rims, Swiss-made DT spokes, and reliable Shimano LX / STX drive-train, the Fusion is a **durable and lightweight** bike designed for the **trails as well as the road**. It's as fine an example of commitment to quality as Rocky Mountain builds - right down to the full hour of quality assurance enjoyed by our elite Team Only bikes.

You **enjoy riding** and like to **cruise** scenic roads and **trails**. The Whistler is the bike for you. The emphasis is on comfort - a shorter top tube, a longer wheel base, a higher rise stem and a wider saddle provide a **stable** yet **responsive** ride. Comfort is also emphasized by **minimizing weight**. The frame is **double-buttressed cro-moly**, which produces a light yet durable frame, and we use a lighter Ritchey tire that performs on the **road** and in the **dirt**. Complete the package with easy shifting Grip Shift 400 shifters and other proven **brand name components** and you have a bike that is **ready for riding** and cruising.



Frame	<ul style="list-style-type: none"> <li>• Tange double-buttressed cro-moly throughout</li> <li>• 2.1 kg / 4.6 lbs (18.5")</li> </ul>		
Fork	<ul style="list-style-type: none"> <li>• Tange cro-moly, threadless steerer</li> </ul>		
Wheels	<ul style="list-style-type: none"> <li>• Handbuilt by Wheeltech</li> <li>• Shimano Acera-X front and rear hubs</li> <li>• Ritchey Alpha Bite tires</li> <li>• Sun SW 6000 rims</li> <li>• DT Swiss 2.0 stainless spokes</li> </ul>		
Drivetrain	<ul style="list-style-type: none"> <li>• Grip Shift SRT 400 shifters, indexed front</li> <li>• Shimano Alivio front, STX rear derailleurs</li> <li>• Compact drive cranks with alloy outer ring 22-32-42</li> </ul>		
Other Components	<ul style="list-style-type: none"> <li>• Shimano Alivio brakes</li> <li>• Shimano Alivio brake levers</li> <li>• Selle Italia Avantgarde saddle</li> </ul>	<ul style="list-style-type: none"> <li>• RMB 6061 bar</li> <li>• Fasten Sport Pedals with clips and straps</li> <li>• RMB custom 6061 ahead stem, 24 degree rise</li> </ul>	<ul style="list-style-type: none"> <li>• RMB alloy post</li> </ul>
Colour	<ul style="list-style-type: none"> <li>• Bordeaux Burgundy</li> </ul>		
Size / Weight	<ul style="list-style-type: none"> <li>• 14.5", 16.0", 17.5", 18.5", 19.5", 21.0"</li> <li>• 12.1 kg / 26.7 lbs (18.5")</li> </ul>		



# whistler

# merchandise

Introducing some schwag that reflect the quality and practical design you've come to expect from our bikes. They're available through your local Rocky Mountain authorized dealer. And if they don't have them in stock, they'll special order them for you. Just ask.

## Racing Banner

All new racing banner is a whopping 48" square. Great for special events.

## Classic Banner: 23" x 46"

Standard four colour banner with an RMB logo on a Canadian Maple leaf.

## Team Bag: 1 size

The all new 1997 Team bag features a floor-pump holder, vented dirty laundry compartment, rigid bottom, large top opening, 2 water bottle holders and many other useful compartments. Available in black with four colour Rocky logos.

## Shop Apron: 1 size

100% cotton bull denim. Pen holder and tool pocket on front. Available in Navy Blue.

## Water Bottles:

Small and Large capacity. All new Rocky bottles feature updated graphics and a thread-off top.

## Rope Pens:

A must for those who are constantly losing their pens. Available in black with white print.

## Decals:

Lots of cool new decals are now available. Bug your local Rocky Mountain dealer.

## Crest: 1 Size

Four colour quality stitched crest. 4" in diameter.

## Lapel Pin: 1 size

Four colour logo on a brass butterfly clasp. 1 1/2" in size.

## Mouse Pad: 1 Size

Black and white print with maple leaves. 8" x 9".

## Mug:

These ceramic premium quality mugs come individually packaged in a custom Rocky Mountain box. Large flat bottom with no-slip base and a sealable lid. Great for road trips. Available in Navy.

## Cycling Socks: M L XL

Black cycling socks with the classic RMB logo on all sides. Manufactured by DeFeet International, these socks feature a Coolmax body with a Cordura heel and toe.



# components

## T.O. SERIES

## SIGNATURE SERIES


## RACE SERIES

## CORE SERIES

## CLASSIC SERIES

PART	VERTEX T.O. ALTITUDE T.O.	ELEMENT T.O.	SPEED	BLIZZARD	THIN AIR	TURBO	ELEMENT RACE	OXYGEN RACE	HAMMER RACE	SPICE	EQUIPE	SOUL	CARDIAC	FUSION	WHISTLER
Size	16.0, 17.5, 18.5, 19.5, 21.0" 17.5, 18.5, 19.5, 21.0"	16.5, 18.0, 19.0, 20.5"	16.5, 18.0, 19.0, 20.5"	16.0, 17.5, 18.5, 19.5, 21.0"	16.0, 17.5, 18.5, 19.5, 21.0"	53 cm/525 mm top tube, 56 cm/545 mm, 59 cm/565 mm, 62 cm/595 mm	16.5, 18.0, 19.0, 20.5"	16.0, 17.5, 18.5, 19.5, 21.0"	16.0, 17.5, 18.5, 19.5, 21.0"	16.5, 18.0, 19.0, 20.5"	16.0, 17.5, 18.5, 19.5, 21.0"	14.5, 16.0, 17.5, 18.5, 19.5, 21.0"	14.5, 16.0, 17.5, 18.5, 19.5, 21.0"	14.5, 16.0, 17.5, 18.5, 19.5, 21.0"	14.5, 16.0, 17.5, 18.5, 19.5, 21.0"
Colours	Roost Red / Yo Yellow Canadian Custom	Roost Red / Yo Yellow Canadian Custom	Tangerine / Midnight Black	Canadian Red / Harley Cream	Cobalt Blue / Harley Cream	Lollipop red / White	Midnight Black / Competition Yellow	Race Red	Midnight Black	Mac & Cheese / Bad Ass Black	Steel Blue	Harley Cream	Bitter Grape	Platinum	Bordeaux Burgundy
Main Tubes	VERTEX T.O. Easton Custom Elite H.B.O. Taperwall aluminum  ALTITUDE T.O. Tange Custom Prestige Superlight heat treated Cro-Moly	Custom Easton Elan 3 seatube with Elite down tube and Reaction top tube	Easton RMB designed Taperwall aluminum	Tange Custom Prestige heat treated Cro-moly	Easton Custom Elite H.B.O. Taperwall aluminum	Easton Elite H.B.O. Road Taperwall aluminum	Custom Easton Elan 3 down tube, seat tube Reaction top tube	Custom Easton Elan 3 tubing with Easton replaceable hanger	Tange Cro-moly triple-butted custom drawn seat tube	Custom Easton Elan 3 down tube, seat tube Reaction top tube	Tange Custom Prestige heat treated Cro-moly	Tange Cro-moly double-butted custom drawn seat tube	Tange Cro-moly double-butted custom drawn seat tube	Tange Cro-moly double-butted custom drawn seat tube	Tange Cro-moly double-butted custom drawn seat tube
Stays	VERTEX T.O. Custom Easton, custom bending with A.C.S.D. and replaceable hanger  ALTITUDE T.O. Tange Prestige Superlight double tapered with Mountain Goat dropouts	CNC machined / welded 6061 aluminum custom designed 3D link system	Sweet Spot (patented) integrated rear triangle, Easton taperwall aluminum and replaceable hanger	Tange Cro-moly double tapered with Ritchey dropouts and A.C.S.D.	Easton H.B.O. seat-stay Easton Elite chainstay with A.C.S.D. and replaceable hanger	Easton H.B.O. Elan 3 Road taperwall aluminum and replaceable hanger	CNC machined/welded 6061 aluminum Custom designed link system	Easton Elan 3 with A.C.S.D. and replaceable hanger	Tange Cro-moly double tapered with Ritchey dropouts	CNC machined/welded 6061 aluminum Custom designed link system	Tange Cro-moly double tapered with Ritchey dropouts and A.C.S.D.	Tange Cro-moly tapered	Tange Cro-moly tapered	Tange Cro-moly tapered	Tange Cro-moly tapered
Rear Shock		Alps SR Air Shock	Fox Vanilla R coil-over-oil with adjustable pre-load and rebound damping				Fox Custom Vanilla coil-over-oil with adjustable pre-load			Shock Works coil-over-oil with adjustable pre-load					
Fork	Rock Shox Judy SL	Rock Shox Judy SL long travel	Rock Shox Judy XC long travel	Rock Shox Judy XC	Rock Shox Judy XC	Kestrel EMS carbon fibre with aluminum steerer	Rock Shox Indy XC long travel	Rock Shox Indy XC	Suspension: Rock Shox Indy XC  Rigid: Tange cro-moly threadless steerer	Rock Shox Indy C	Rock Shox Judy C	Rock Shox Indy C	Suspension: Rock Shox Quadra 5  Rigid: Tange Cro-moly threadless steerer	Tange Cro-moly threadless steerer	Tange Cro-moly threadless steerer
Headset	Race Face Real Seal threadless	Race Face Real Seal threadless	Race Face Real Seal threadless	Race Face Real Seal threadless	Race Face Real Seal threadless		Ritchey Logic	Ritchey Logic	Ritchey Logic	Ritchey Logic	Ritchey Logic	Ritchey Logic	Ritchey Logic	Ritchey Logic	Ritchey Logic
Crankset	Race Face LP compact with Race Face rings 22-32-44	Race Face LP compact with Race Face rings 22-32-44	Race Face compact with rings 22-32-44	Race Face compact with rings 22-32-44	Race Face compact with rings 22-32-44		Sugino Impel 350	Sugino Impel 350	Sugino Impel 350	CPI Compact Drive, alloy outer ring 22-32-42	Race Face compact with rings 22-32-44	CPI Compact Drive, alloy outer ring 22-32-42	CPI Compact Drive, alloy outer ring 22-32-42	CPI Compact Drive, alloy outer ring 22-32-42	CPI Compact Drive, alloy outer ring 22-32-42
Bottom Bracket	Race Face Turbine, sealed	Race Face Turbine, sealed	Shimano UN72	Shimano UN72	Shimano UN72		Shimano UN52	Shimano UN52	Shimano UN52	Shimano LP 26 cartridge bearing	Shimano UN52	Shimano LP 26 cartridge bearing	Shimano LP 26 cartridge bearing	Shimano LP 26 cartridge bearing	Shimano LP 26 cartridge bearing
Front Derailleur	Shimano XTR	Shimano XTR	Shimano XT	Shimano XT	Shimano XT		Shimano LX	Shimano LX	Shimano LX	Shimano STX RC	Shimano XT	Shimano STX	Shimano Alivio	Shimano STX	Shimano Alivio
Rear Derailleur	Grip Shift ESP 9.0	Grip Shift ESP 9.0	Shimano XT	Shimano XT	Shimano XT		Shimano XT	Shimano XT	Shimano XT	Grip Shift ESP 5.0	Grip Shift ESP 7.0	Shimano LX	Shimano STX	Shimano LX	Shimano STX
Shift Levers	Grip Shift ESP 900	Grip Shift ESP 900	Shimano XT SL	Shimano XT SL	Shimano XT SL		Grip Shift 800 XRAY	Grip Shift 800 XRAY	Grip Shift 800 XRAY	Grip Shift ESP 500	Grip Shift ESP 700	Grip Shift SRT 400, Indexed Front	Grip Shift SRT 400, Indexed Front	Grip Shift SRT 400, Indexed Front	Grip Shift SRT 400, Indexed Front
Cassette	Shimano XT 11-30, 8 speed	Shimano XT 11-30, 8 speed	Shimano HG70 11-30, 8 speed	Shimano HG70 11-30, 8 speed	Shimano HG70 11-30, 8 speed		Shimano HG60 11-30, 8 speed	Shimano HG60 11-30, 8 speed	Shimano HG60 11-30, 8 speed	Shimano HG60 11-30, 8 speed	Shimano HG60 11-30, 8 speed	Shimano HG60 11-30, 7 speed	Shimano IG50 11-30, 7 speed	Shimano HG60 11-30, 7 speed	Shimano IG50 11-30, 7 speed

Chain	Sedis Sachs SC-M90	Sedis Sachs SC-M90	Sedis Sachs SC-M55	Sedis Sachs SC-M55	Sedis Sachs SC-M55	Sedis Sachs SC-M40	Sedis Sachs SC-M40	Sedis Sachs SC-M40	Sedis Sachs SC-M40	Sedis Sachs SC-M40	Sedis Sachs SC-M40	Sedis Sachs SC-M40	Sedis Sachs SC-M40	Sedis Sachs SC-M40
Hubset	Brubz II	Brubz II	Shimano XT	Shimano XT	Shimano XT	Shimano Deore LX	Shimano Deore LX	Shimano Deore LX	Shimano STX RC	Shimano Deore LX with suspension front axle	Shimano STX	Shimano Acera-X	Shimano STX	Shimano Acera-X
Spokes	DT Swiss Competition double-butted 1.8/1.6	DT Swiss Competition double-butted 1.8/1.6	DT Swiss Champion stainless 1.8mm	DT Swiss Champion stainless 1.8mm	DT Swiss Champion stainless 1.8mm	DT Swiss Champion stainless 1.8mm	DT Swiss Champion stainless 1.8mm	DT Swiss Champion stainless 1.8mm	DT Swiss Champion stainless 1.8mm	DT Swiss Champion stainless 1.8mm	DT Swiss Champion stainless 1.8mm	DT Swiss Champion stainless 2.0mm	DT Swiss Champion stainless 1.8mm	DT Swiss Champion stainless 2.0mm
Rims	Sun XC with 0 degree braking surface and eyelets	Sun XC with 0 degree braking surface and eyelets	Sun CR17A rims with eyelets	Sun CR17A rims with eyelets	Sun CR17A rims with eyelets	Sun DW 6000	Sun DW 6000	Sun DW 6000	Sun DW 6000	Sun CR18 with eyelets	Sun DW 6000	Sun SW 6000	Sun DW 6000	Sun SW 6000
Tires	WTB Velociraptor 44/50 front and rear with 120 TPI casing and Kevlar bead	WTB Velociraptor 44/50 front and rear with 120 TPI casing and Kevlar bead	WTB Velociraptor 44/50 front and rear 2.1" with Kevlar bead	WTB Velociraptor 44/50 front and rear 2.1" with Kevlar bead	WTB Velociraptor 44/50 front and rear 2.1" with Kevlar bead	WTB Velociraptor 2.1" front and rear	WTB Velociraptor 2.1" front and rear	WTB Velociraptor 2.1" front and rear	Ritchey Z-MAX SC 2.1" front and rear	WTB Velociraptor 2.1" front and rear with Kevlar bead	Ritchey Alpha Bite 1.95" front and rear	Ritchey Z-MAX SC 2.1" front and rear	Ritchey Alpha Bite 1.95" front and rear	Ritchey Alpha Bite 1.95" front and rear
Brakeset	Shimano XTR V-Brakes with XTR V-Brake levers	Shimano XTR V-Brakes with XTR V-Brake levers	Avid 1D 30 V-style brakes with Avid SD3 brake levers	Avid 1D 30 V-style brakes with Avid SD3 brake levers	Avid 1D 30 V-style brakes with Avid SD3 brake levers	Avid 1D 20 V-style Brakes with Avid 2.0L levers	Avid 1D 20 V-style Brakes with Avid 2.0L levers	Avid 1D 20 V-style Brakes with Avid 2.0L levers	Shimano LX V-Brake with Avid 1.9L V-style levers	Avid 1D 20 V-style Brakes with Avid 2.0L levers	Shimano LX V-Brake with Avid 1.9L V-style levers	Shimano Alivio Brakes with Alivio levers	Shimano LX V-Brake with Avid 1.9L V-style levers	Shimano Alivio brakes with Alivio levers
Pedals	Ritchey WCS Ti clipless	Ritchey WCS Ti clipless	Ritchey Logic Competition clipless	Ritchey Logic Competition clipless	Ritchey Logic Competition clipless	Ritchey Logic Competition clipless	Ritchey Logic Competition clipless	Ritchey Logic Competition clipless	Fasten Sport with clips and straps	Ritchey Logic Competition clipless	Fasten Sport with clips and straps	Fasten Sport with clips and straps	Fasten Sport with clips and straps	Fasten Sport with clips and straps
Handlebars	Race Face Air Alloy 150 3b	Race Face Air Alloy 150 3b	Race Face Air Alloy 150 3b	Race Face Air Alloy 150 3b	Race Face Air Alloy 150 3b	RMB double-butted 6061 T6 alloy	RMB double-butted 6061 T6 alloy	RMB double-butted 6061 T6 alloy	1" rise aluminum downhill	RMB double-butted 6061 T6 alloy	RMB 6061 alloy	RMB 6061 alloy	RMB 6061 alloy	RMB 6061 alloy
Stem	Syncros Cattlehead 5 degree rise	Syncros Cattlehead 5 degree rise	Syncros Cattlehead 5 degree rise	Syncros Cattlehead 5 degree rise	Syncros Cattlehead 5 degree rise	RMB custom cold forged 6061 alloy 6 degree rise	RMB custom cold forged 6061 alloy 6 degree rise	RMB custom cold forged 6061 alloy 6 degree rise	RMB alloy 10 degree rise, single clamp	RMB custom cold forged 6061 alloy 6 degree rise	RMB alloy 10 degree rise, single clamp	RMB alloy 10 degree rise, single clamp	RMB alloy 24 degree rise, single clamp	RMB alloy 24 degree rise, single clamp
Seatpost	Syncros Pro Ti 330 x 26.8mm Syncros Pro Ti 330 x 27.2 mm	Syncros Pro Ti 330 x 26.8 mm	Syncros Hardcore 330 x 26.8 mm	Syncros Hardcore 330 x 26.8 mm	Syncros Hardcore 330 x 26.8 mm	RMB alloy micro-adjustable	RMB alloy micro-adjustable	RMB alloy micro-adjustable	RMB alloy single bolt	RMB alloy micro-adjustable	RMB alloy single bolt	RMB alloy single bolt	RMB alloy single bolt	RMB alloy single bolt
Saddle	Wilderness Trail WTB SST Ti racing	Wilderness Trail WTB SST Ti racing	Selle Italia Race with manganese rails	Selle Italia Race with manganese rails	Selle Italia Race with manganese rails	Selle Italia with Carb Tek cover	Selle Italia with Carb Tek cover	Selle Italia with Carb Tek cover	Selle Italia Tieffe	Selle Italia Future Race with manganese rails	Selle Italia Tieffe	Selle Italia Sierra Echo	Selle Italia Avantgarde	Selle Italia Avantgarde
Size	VERTEX T.O.		16.5" 18.0" 19.0" 20.5"		16.0" 17.5" 18.5" 19.5" 21.0"		16.0" 17.5" 18.5" 19.5" 21.0"		16.5" 18.0" 19.0" 20.5"		16.0" 17.5" 18.5" 19.5" 21.0"		14.5" 16.0" 17.5" 18.5" 19.5" 21.0"	
Stand Over Height	729 741 759 775 808		743 761 777 802		744 761 777 802		743 761 780 809		743 761 780 809		713 725 743 760 792		720 718 740 758 764 792	
Head Angle	71° 71° 71° 71°		71° 71° 71° 71°		71° 71° 71° 71°		71° 71° 71° 71°		71° 71° 71° 71°		71° 71° 71° 71°		71° 71° 71° 71°	
Seat Angle	74° 73.5° 73.5° 73° 72.5°		74° 73.5° 73.5° 73°		74° 73.5° 73° 72.5°		74° 73.5° 73° 72.5°		74° 73.5° 73° 72.5°		74° 73.5° 73° 72.5°		74.5° 74° 73.5° 73° 72.5°	
Top Tube	535 565 585 600 620		545 580 595 615		545 580 600 620		540 560 575 590 610		540 560 575 590 610		545 580 595 615		525 540 555 565 575 590	
Stem Length	100 110 120 130 140		105 120 130 135		110 120 130 140		105 120 120 135		105 120 120 135		105 120 120 135		80 95 110 120 125 140	
Frame Weight	1.5 kg / 3.3 lbs		2.2 kg / 4.8 lbs		2.9 kg / 6.4 lbs		1.99 kg / 4.4 lbs		1.3 kg / 2.8 lbs		1.1 kg / 2.4 lbs		2.5 kg / 5.5 lbs	
Bike Weight	10.6 kg / 23.4 lbs		11.3 kg / 24.9 lbs		11.7 kg / 25.8 lbs		11.4 kg / 25.1 lbs		11.9 kg / 26.2 lbs		11.9 kg / 26.2 lbs		11.9 kg / 26.2 lbs	
Size	ALTITUDE T.O.		17.5" 18.5" 19.5" 21.0"		17.5" 18.5" 19.5" 21.0"		17.5" 18.5" 19.5" 21.0"		17.5" 18.5" 19.5" 21.0"		17.5" 18.5" 19.5" 21.0"		17.5" 18.5" 19.5" 21.0"	
Stand Over Height	749 756 778 807		749 756 778 807		749 756 778 807		749 756 778 807		749 756 778 807		749 756 778 807		749 756 778 807	
Head Angle	71° 71° 71° 71°		71° 71° 71° 71°		71° 71° 71° 71°		71° 71° 71° 71°		71° 71° 71° 71°		71° 71° 71° 71°		71° 71° 71° 71°	
Seat Angle	73.5° 73.5° 73° 72.5°		73.5° 73.5° 73° 72.5°		73.5° 73.5° 73° 72.5°		73.5° 73.5° 73° 72.5°		73.5° 73.5° 73° 72.5°		73.5° 73.5° 73° 72.5°		73.5° 73.5° 73° 72.5°	
Top Tube	565 585 600 620		565 585 600 620		565 585 600 620		565 585 600 620		565 585 600 620		565 585 600 620		565 585 600 620	
Stem Length	110 120 130 140		110 120 130 140		110 120 130 140		110 120 130 140		110 120 130 140		110 120 130 140		110 120 130 140	
Frame Weight	1.35 kg / 3.0 lbs		1.35 kg / 3.0 lbs		1.35 kg / 3.0 lbs		1.35 kg / 3.0 lbs		1.35 kg / 3.0 lbs		1.35 kg / 3.0 lbs		1.35 kg / 3.0 lbs	
Bike Weight	10.8 kg / 23.9 lbs		10.8 kg / 23.9 lbs		10.8 kg / 23.9 lbs		10.8 kg / 23.9 lbs		10.8 kg / 23.9 lbs		10.8 kg / 23.9 lbs		10.8 kg / 23.9 lbs	



## Rocky Mountain Bicycles 1997

### I.M.B.A. Rules of the Trail

Ride on open trails only.  
Leave no trace.  
Control your bicycle.  
Always yield trail.  
Never spook animals or ghosts.  
Plan ahead.  
Never pass Marshall on his dual-suspension machine.

### Rocky Mountain Distributors

Germany Bike Action GMBH 49-6071-92340 <http://www.bikeaction.de>  
Switzerland Chris Sports Systems 41-5234-38212  
Austria Techno-Trade Guni GMBH 43-7242-60407  
UK Rocky Mountain GB 44-1977-620523  
Benelux Wolvenberg 32-1555-6161  
Norway Solve Weum Quality 47-94342327  
Denmark Bike Toyz APS 45-8612-5931  
Sweden Bike Action AB 46-3122-8040  
New Zealand Sportive Agencies 64-3348-9725  
Japan A&J Corporation 81-33209-7575  
Korea Bikes in Korea 82-2556-2606  
France Sunn Bicycles 33-6194-8585  
Finland R-Cycles 358-31212-2453  
Czech Republic Ski-Velo Servis Kubecka 42-653-213549  
Portugal Desporto Progresso 351-1-486-4715

### Head Office and Manufacturing Plant

1322 Cliveden Ave.  
Delta, B.C., Canada V3M 6G4  
Tel (604) 527-9993 Fax (604) 527-9977  
Internet: [www.bikes.com](http://www.bikes.com)

As we are constantly striving to build our bicycles better each and every day, specifications are subject to change without notice.

Design: Gumshoe Creative Inc.  
Photography: Jay Dear  
Text: Nicholas Racz  
Electronic Prepress: True Colors  
Printing: Teldon Press Inc.

Printed in Canada